



Thank you for purchasing SEA&SEA products. Please read this instruction manual carefully prior to using this product. Only with a thorough understanding of this manual's content will you be able to use the product correctly. After reading the manual, please be sure to keep it in a place where you can easily come back to it at any time.

This product is exclusively for the Sony MPK-WD wide-angle conversion lens. It cannot be used with the DSC-W170.

Safety Precautions

Failure to heed the precautions listed below could result in serious consequences. To prevent injury damage to yourself and/or others, please observe the precautions as they contain highly important information related to personal and product safety.

- **WARNING** Situations that could result in severe injury or death.
- **CAUTION** Situations that could result in property damage or personal injury.

WARNING

- Keep out of reach of children to prevent accidental ingestion. If swallowed, seek medical advice immediately.
- Do not leave the product under the sun without caps or covers attached, to prevent fire due to concentrated sun rays.

- Do not look at the sun through the lens or the viewfinder to prevent permanent visual impairment.

CAUTION

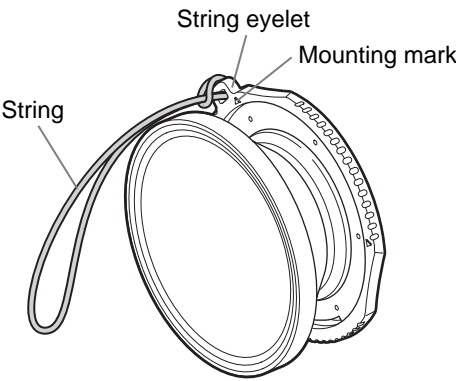
- Read the instruction manual and observe proper precautions before use of this product.
- Unauthorized disassembling and/or modification could result in malfunction or flooding, and void product warranty. Take the product to a SEA&SEA authorized service center for repair or inspection.
- Avoid strong shocks/impacts or excess stress to prevent malfunction, damage or breakdown. Make sure that the product has been securely mounted to other products in order to prevent injury, fall or missing.
- Do not carry the camera or housing by holding the accessories such as arm, cable, strobe, etc. Heavy components may fall and cause damage or injury.
- Do not leave the product in places with hot temperatures such as inside of a car or in a car trunk in summer. The heat may deform plastic parts of the product, damaging internal parts and resulting in potential fire or electric shock. If the product is sealed tight in hot conditions, heated air expanding inside the product may deform the casing and ruin the waterproofing.

- Do not store the product in wet or high humidity place, to avoid mold, rust, corrosion or malfunction.
- Do not store the product with naphthalene or camphor mothballs, or in locations such as a laboratory where chemicals are used. This environment can cause mold, rust, corrosion or malfunction.
- Do not store the product wet. Thoroughly dry the glass surface using a soft non-scratching cloth to prevent spot marks.
- SEA&SEA SUNPAK Co., Ltd. assumes no liability for compensation of loss of captured images or expenses caused by loss of images, even if you are unable to shoot due to a product defect or malfunction.
- SEA&SEA SUNPAK Co., Ltd. will not be responsible for the replacement or compensation for cameras, lenses or those accessories damaged due to your invalid operation.
- SEA&SEA SUNPAK Co., Ltd. assumes no liability for errors or discrepancies in this manual.
- Specifications and appearance are subject to change without notice.

Maintenance and Storage

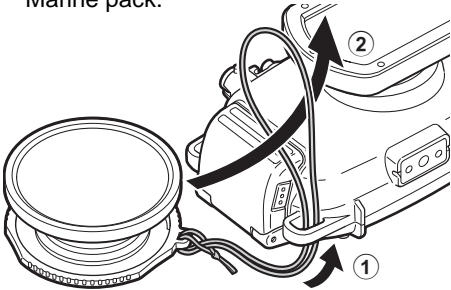
- Never use chemicals, cosmetics, any petroleum solvents such as paint thinner, or neutral detergent on the product. They may deform and damage the product.
 - After each use in salt water, make sure it's watertight, then soak it sufficiently in fresh water.
 - Insufficient soaking causes damage by salt to the product. Salty residue may be left on the product where it will crystallize as it evaporates. Crystallized salt is hard to dissolve and difficult to be removed once formed, and it will result in water leakage.
 - After rinsing, dry the product well with a soft dry cloth, then let the product dry in the shade, out of direct sunlight.
- Do not dry the product by heating (using a hair dryer, for example). Heating can deform and damage the product.
 - If you will not use the product for an extended period of time, store it away from high temperatures, high humidity, direct sunlight, or extreme cold.
 - Do not store the product with naphthalene or camphor mothballs, or in locations such as a laboratory where chemicals are used. This environment can cause mold, rust, corrosion or malfunction.
 - Every two years we recommend a complete overhaul of O-rings regardless of the frequency in use, for the best performance of the product.

Identification of Parts



Attaching the String

- Insert the string as shown in the illustration. The string must be threaded through the hook for hand strap on the Marine pack.

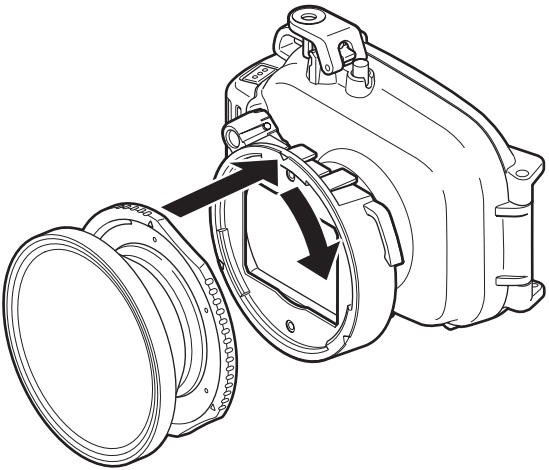


CAUTION

- This product is designed primarily for underwater use. Although the product can be used on land, land use might distort captured images.
- When using the lens, loosen or lightly shake the lens while underwater to remove any air trapped between the lens and the Marine pack. Since bubbles adhering to the lens may affect your images, make sure to wipe any bubbles off the lens before using it.
- Vignetting (dimmed-out image corners) may occur depending upon the aperture setting and the shooting conditions.
- When the camera's zoom lens is in its widest setting, vignetting (dimmed-out image corners) might occur

How to Use

- 1 Attach the SEA&SEA lens adapter (58118) to the Sony MPK-WD.
 - It cannot be used with the DSC-W170.
- 2 Remove the lens caps from the front and back of the wide-angle conversion lens.
- 3 Attach the lens to the lens adapter and insert aligned with the mounting mark, then turn the lens in a clockwise direction until it clicks.
 - Carry out this procedure in reverse when removing.



Note:

Pressure-resistance inspection sticker



Products bearing this sticker are those that have passed SEA&SEA's criteria-based inspection for pressure resistance.

Specifications

Construction	3 elements in 3 groups	Dimensions	97 (DIA) × 45 (D) mm (3.9 × 1.8 inches)
Underwater angle of view	93°	Weight	450 g (15.9 oz)
Magnification ratio	0.6x	Accessories	String, Lens cap (front / rear)
Depth rating	60 m (200 ft)		

* The specifications and appearance are subject to change without notice.